


Saif Powertec Limited

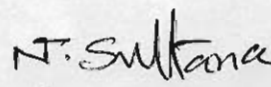
Consolidated Statement of Financial Position (Un-audited) as at 31 December 2014

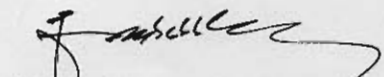
		Amount in Taka			
		At 31 December 2014		At 30 June 2014	
Notes		Consolidated	The Company	Consolidated	The Company
Assets					
Non-current assets					
	Property, plant and equipment	1,333,180,922	1,197,329,873	1,251,662,273	1,112,420,062
	Capital works-in-progress	432,750,907	432,750,907	145,554,192	145,554,192
	Investment in subsidiary company	-	80,000,000	-	80,000,000
		1,765,931,829	1,710,080,780	1,397,216,465	1,337,974,254
Current assets					
	Inventories	381,619,695	370,770,695	298,164,729	281,072,011
	Accounts and others receivable	490,716,335	485,973,532	500,442,614	497,508,584
	Advances, deposits and prepayments	441,423,031	439,204,640	403,587,199	401,596,060
	Fixed deposit receipt (FDR)	150,552,472	150,552,472	65,178,760	65,178,760
	Cash and cash equivalents	374,291,204	370,092,273	21,202,906	19,997,674
		1,838,602,737	1,816,593,612	1,288,576,207	1,265,353,089
	Total assets	3,604,534,566	3,526,674,392	2,685,792,672	2,603,327,343
Equity and liabilities					
Capital and reserves					
	Share capital	709,853,800	709,853,800	438,940,000	438,940,000
	Share premium	418,345,180	418,345,180	191,429,500	191,429,500
	Revaluation reserve	96,540,144	96,540,144	96,540,144	96,540,144
	Retained earnings	386,408,290	386,029,890	451,370,636	451,292,065
		1,611,147,414	1,610,769,014	1,178,280,280	1,178,201,709
	Non-controlling interest	20,094,601	-	20,019,644	-
		1,631,242,015	1,610,769,014	1,198,299,924	1,178,201,709
Non-current liabilities					
	Long term loan from banks	554,934,690	552,576,541	487,782,020	476,580,976
		554,934,690	552,576,541	487,782,020	476,580,976
Current Liabilities					
	Current portion of long-term loan	208,849,357	185,856,411	218,862,777	203,257,439
	Short term loan	930,287,689	919,286,500	537,891,683	520,119,100
	Share money deposit	1,890,000	1,890,000	-	-
	Accounts payable	22,361,582	4,976,795	20,760,113	5,792,325
	Accrued expenses	234,475,383	230,825,281	207,519,614	204,699,254
	Obligation to contract clients	-	-	89,700	89,700
	Workers profit participation fund	20,493,850	20,493,850	14,586,841	14,586,841
		1,418,357,861	1,363,328,837	999,710,728	948,544,659
	Total shareholders' equity and liabilities	3,604,534,566	3,526,674,392	2,685,792,672	2,603,327,343
	Net asset value per share of Taka 10 each	22.70	22.69	26.84	26.84
	Net asset value per share without revaluation of Taka 10 each	21.34	21.33	24.64	24.64

See annexed notes

for Saif Powertec Limited


Managing Director


Director


Company Secretary

Saif Powertec Limited
Consolidated Statement of Comprehensive Income (Un-Audited)
from 1 July 2014 to 31 December 2014

Amount in Taka

Notes	From 1 July 2014 to 31 December 2014				From 1 October 2014 to 31 December 2014				From 1 October 2013 to 31 December 2013			
	Consolidated	The Company	Consolidated	The Company	Consolidated	The Company	Consolidated	The Company	Consolidated	The Company	Consolidated	The Company
Revenue												
23 Sales (net)	774,602,696	747,668,651	668,840,359	634,628,415	396,950,098	380,439,586	302,420,317	289,110,871				
24 Cost of sales	(441,486,898)	(419,050,055)	(443,940,093)	(416,530,654)	(205,064,456)	(190,740,650)	(187,883,849)	(177,004,284)				
Gross profit	333,115,798	328,618,596	224,900,266	218,097,761	191,885,642	189,698,936	114,536,468	112,106,587				
General and administrative expenses	(101,324,230)	(100,574,746)	(82,419,525)	(81,752,001)	(58,648,657)	(58,240,205)	(30,922,926)	(30,702,196)				
Profit from operations	231,791,569	228,043,850	142,480,741	136,345,760	133,236,986	131,458,731	83,613,542	81,404,391				
Other income	31,096,771	30,640,951	4,350,761	3,832,441	10,630,395	10,400,095	8,863,578	8,673,778				
Finance costs	(138,264,565)	(134,637,620)	(68,232,307)	(63,392,268)	(76,835,720)	(75,075,447)	(43,502,507)	(41,294,420)				
Net profit before WPPF	124,623,775	124,047,181	78,599,195	76,785,933	67,031,661	66,783,379	48,974,614	48,783,749				
Workers profit participation fund	(5,907,009)	(5,907,009)	(3,656,473)	(3,656,473)	(3,180,161)	(3,180,161)	(2,323,036)	(2,323,036)				
Net profit after WPPF	118,716,766	118,140,172	74,942,722	73,129,460	63,851,500	63,603,218	46,651,578	46,460,713				
Income tax expenses	(32,690,355)	(32,488,547)	(20,790,575)	(20,110,602)	(17,583,991)	(17,490,885)	(17,494,342)	(17,422,768)				
Net profit after tax	86,026,411	85,651,625	54,152,147	53,018,859	46,267,509	46,112,333	29,157,236	29,037,946				
Profit attributable to ordinary Shareholders												
Non Controlling Interest (20%)	(74,957)	-	(226,658)	-	(31,035)	-	(23,858)	-				
Net profit after tax to ordinary shareholders	85,951,454	85,651,625	53,925,490	53,018,859	46,236,474	46,112,333	29,133,378	29,037,946				
Earnings per share (EPS) of Taka 10 each	1.25	1.25	0.91	0.90	0.67	0.67	0.49	0.49				

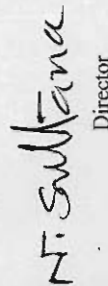
Appropriation of subsidiary company's net profit :


Saif Powertec Limited (parent company) - 80%

Non-controlling interest (minority interest) - 20%

See annexed notes


 Managing Director


 Director


 Company Secretary

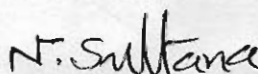
Saif Powertec Limited

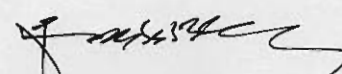
Consolidated Statement of Cash Flows (Un-audited) for the period ended 31 December 2014

	Amount in Taka			
	Period ended 31 December 2014		Period ended 31 December 2013	
	Consolidated	The Company	Consolidated	The Company
Cash flows from operating activities				
Cash receipt from customers	815,425,746	789,844,654	640,840,128	600,564,745
Cash paid to employees and suppliers	(606,598,113)	(596,042,176)	(789,106,342)	(770,071,903)
Cash generate from operating activities	208,827,633	193,802,478	(148,266,214)	(169,507,158)
Paid against advance income tax	(24,341,658)	(24,163,828)	(15,452,948)	(15,297,128)
Net cash provided by operating activities (A)	46,221,410	35,001,030	(231,951,469)	(248,196,554)
Cash flows from investing activities				
Purchase of property, plant and equipment	(419,184,656)	(419,184,656)	(171,969,702)	(171,601,196)
Fixed deposit receipt (FDR)	(85,373,712)	(85,373,712)	-	-
Net cash used in investing activities (B)	(504,558,368)	(504,558,368)	(171,969,702)	(171,601,196)
Cash flows from financing activities				
Receipt from short term loan	451,454,618	458,226,012	257,161,095	251,955,015
paid to short term loan	(59,058,612)	(59,058,612)	(100,469,330)	(100,469,330)
Interest and financial expenses	(138,264,565)	(134,637,620)	(68,232,307)	(63,392,268)
Share capital	120,000,000	120,000,000	-	-
Share premium	240,000,000	240,000,000	-	-
Share money deposit	1,890,000	1,890,000	-	-
Receipt from long term loan	146,767,851	148,223,138	359,776,469	378,361,772
paid to long term loan	(89,628,601)	(89,628,601)	(106,778,562)	(106,778,562)
Net cash provided by financing activities (C)	673,160,691	685,014,317	341,457,365	359,676,627
Net changes in cash and cash equivalents (A+B+C)	353,088,299	350,094,599	5,768,501	3,271,145
Opening cash and cash equivalents	21,202,906	19,997,674	6,249,832	6,185,084
Closing cash and cash equivalents	374,291,204	370,092,273	12,018,333	9,456,229
Operating cash flows per share of Taka 10 each	0.67	0.51	(3.93)	(4.21)

for Saif Powertec Limited


Managing Director


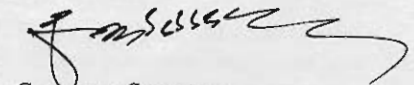

Director


Company Secretary

Saif Powertec Limited**Consolidated Statement of Changes in Equity for the period ended 31 December 2014**

	Amounts in Taka				
	Share capital	Share premium	Revaluation reserve	Retained earnings	Total
Balance at 01 July 2013	438,940,000	191,429,500	96,540,144	342,976,345	1,069,885,989
Share of profit of subsidiary	-	-	-	906,631	906,631
Net income for the period				53,018,859	53,018,859
Balance at 31 December 2013	<u>438,940,000</u>	<u>191,429,500</u>	<u>96,540,144</u>	<u>396,901,835</u>	<u>1,123,811,479</u>
Balance at 01 July 2014	438,940,000	191,429,500	96,540,144	451,370,636	1,178,280,280
Issue of shares	120,000,000	226,915,680	-	-	346,915,680
Issue of Bonus Shares	150,913,800			(150,913,800)	-
Share of profit of subsidiary company	-	-	-	299,829	299,829
Net income for the period				85,651,625	85,651,625
Balance at 31 December 2014	<u>709,853,800</u>	<u>418,345,180</u>	<u>96,540,144</u>	<u>386,408,290</u>	<u>1,611,147,414</u>

for Saif Powertec Limited


Managing Director
Director
Company Secretary